

Max. contact load	6 A, 250 V AC-1	6 A, 30 V DC-1
Contact		
Type	1 CO	
Material	⚡ AgSnO ₂	
Switching current _{TH}	6 A 250 V AC	
Recommended minimal load	100 mA / 12 V	
Switching power DC-1 30 V	180 W	
Switching power AC-1 230 V	1500 VA	
Switching power AC-15 230 V	300 VA	
Peak inrush current	15 A/2.5 ms	

Coil		
Operation voltage AC 50/60 Hz / DC	0.8 ... 1.25 U _N	
Nominal power DC/AC	408 / 900 mW	

Insulation		
Test voltage I / O	6 kV rms / 1 min	
Pollution degree	3	
Over voltage category	III	
Open contact	1000 Vrms dielectric strength 1 min	
Standard	EN61810-5	

Specifications		
Ambient temperature: operation / storage	-40 ... +70 °C / -40 ... +85 °C (no ice)	
Typical response time @ V _n	7 ms	
Typical release time @ V _n	15 ms	
Switching cycles: mech./elec.	10 x 1 000 000 / 3 x 10 000	
Cond. cross section screw terminal	2.5 mm ²	
Cond. cross section spring cage	0.75 ... 2.5 mm ²	
Protection degree	IP 20	
Mounting position	any, TS35 or Back Panel Mounting	
Housing material	Polyamide PA6	
Weight	30 g	


Product References		
Screw terminal:	CRINT-C111/UC...V	UC12V UC24V UC48V UC60V UC110-125V UC220-240V
Cage clamp terminal:	CRINT-C121/UC...V	
"..." List Coil Voltage to complete Product References		

Accessories		
Jumper link:	blue:	CRINT-BR20-BU (BAG 5 PCS)
	red:	CRINT-BR20-RD (BAG 5 PCS)
	black:	CRINT-BR20-BK (BAG 5 PCS)

Label plate:	CRINT-LAB (BAG 4x16 PCS)
Spacer:	CRINT-SEP (BAG 5 PCS)

Replacement relays:		
CRINT-R11/DC...V		
"..." List Coil Voltage to complete Product References		DC12V DC24V DC48V DC60V*

*60V Relay used for all sockets with a nominal voltage higher or equal 60V



Connection diagram

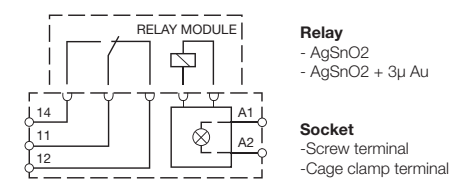


Fig.1 AC voltage endurance

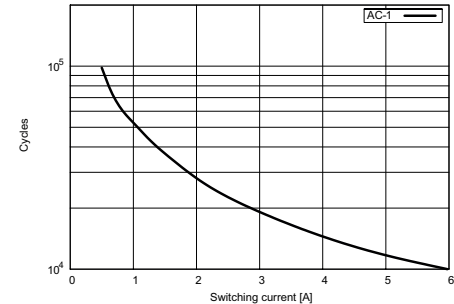
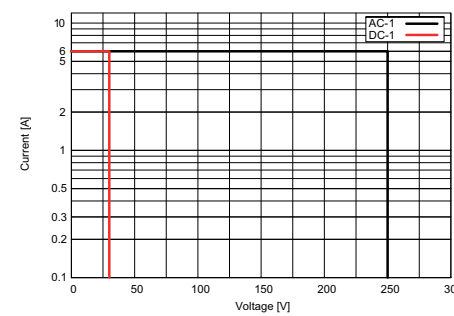


Fig. 2 DC load limit curve



Dimensions p. 30

Technical approvals, conformities

